

# blendtec®

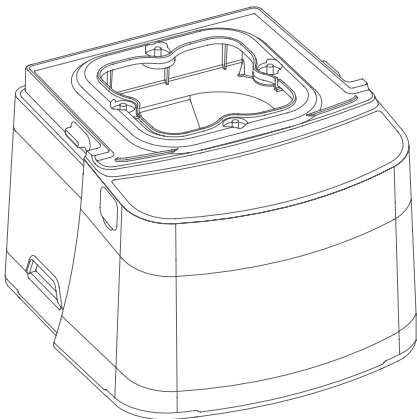
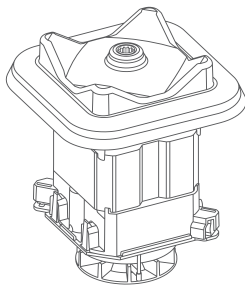
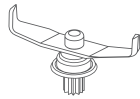
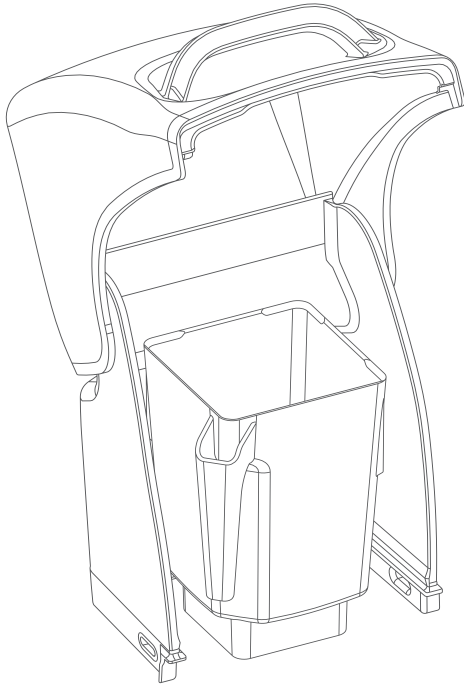
Commercial Catalog 2021



See the icon? Click to see videos!



# THE BLENDTEC DIFFERENCE



**Durable, NSF Certified Jar**  
Lightweight, stackable jars feature an innovative design that increases blending efficiency and reduces overall blending time.



**Blunt Safety Blade**  
Built to last, our blunt blade technology is stronger than traditional blades and without any sharp edges.



**Hardened Metal Drive Socket**  
Unlike other brands with plastic drive sockets that break easily, our steel drive sockets are virtually indestructible



**High-Speed Commercial Motor**  
A durable, high-speed motor, designed for hundreds of blends a day brings power to high-volume commercial kitchens.




**Easy-Clean Interface**  
User-friendly interface offers one-touch blending for easy clean-up and consistent results.

 **blendtec**

# WILDSIDE+<sup>®</sup>

90oz Capacity



WILDSIDE+

Control panel with the following elements from left to right:  
- Power button (circle with a dot)  
- Down arrow button  
- "Multipurpose+" digital display  
- Six numbered buttons (1-6)  
- Pulse button (square with a vertical line)  
- Checkmark button  
- Stop button (circle with an X)

# BLENDTEC BLENDERS



# STEALTH™ NITRO X

CQB3 STEALTH NITRO X



# STEALTH NITRO X



## ALL NEW TITAN X MOTOR

Introducing the new Titan X motor from Blendtec - built to be quieter, run cooler, and with a longer life than any motor before it. Internal motor brushes have been replaced with electronics to increase the lifetime of the motor, give more output and torque to make drinks quicker, and use less power. The Dynamic Breaking system stops the blender jar blade instantly, allowing you to remove the blender jar quickly. Take advantage of less downtime by cutting out the need to replace machines and make more drinks without overheating - the blender even cools itself without running!



## NBS RINGS

Every unit comes with four standard rings that fit 12 oz., 16 oz., 24 oz., and 32 oz. SOLO cups. Engineered to create a vacuum seal, each ring fits perfectly with its designated cup. Don't use SOLO cups for your business? No problem. The Blendtec team is standing by, ready to make custom rings that fit almost any plastic, paper or metal cup from 12-32oz.



\*\*SOLO® is a trademark of the "SOLO Cup Operating Corporation"

**MOTOR** 1800 Watt, 120V / 240V available

**INTERFACE** Illuminated OLED display with tactile keypad

**WEIGHT** 15.8 lbs (7.2 kg)

**SOUND ENCLOSURE** Fully enclosed, easy-to-clean blending station. Advanced sound enclosure helps blender operate at the sound level of normal conversation.

**USAGE** Recommended daily blends: 200

**PROGRAM CYCLES** 42 Preprogrammed blend cycles, including 2 for the NBS attachment. Create custom or update included blend cycles via Blendtec's Blend Wizard™ online tool.

**DIMENSIONS**  
H: 17.3" (43.9 cm)  
D: 9.0" (22.9 cm)  
W: 8.6" (21.8 cm)

**CERTIFICATIONS** Conforms to applicable UL and CSA safety standards as well as NSF sanitation standards.



## CREATE A CONVERSATION-FRIENDLY ATMOSPHERE

The Stealth Nitro X includes a sleek sound enclosure and proprietary airflow innovations that enable operation at the sound level of a normal conversation.

## JARLESS BLENDING, THE FOREFRONT OF INNOVATION

Why waste ingredients when you can have amazingly proportioned drinks and smoothies blended right in the cup you give your customer? The Nitro Blending System minimizes waste, saves time, and increases your profit margin. Each Stealth Nitro X comes with two micronizers and two cup stands.



\*For international warranty and certification details please see your in-country distributor.  
WWW.BLENDTEC.COM/COMMERCIAL | 1-800-BLENDTEC  
SPS-068 A02 Spec Sheet, Stealth X NBS, US ENG, MAR 2021

# STEALTH™ NITRO

CQB2 STEALTH 895 NBS





# STEALTH NITRO™



<b>MOTOR</b>	1800 Watt, 120V / 240V available
<b>INTERFACE</b>	Illuminated OLED display with tactile keypad
<b>WEIGHT</b>	15.8 lbs (7.2 kg)
<b>SOUND ENCLOSURE</b>	Fully enclosed, easy-to-clean blending station. Advanced sound enclosure helps blender operate at the sound level of normal conversation.
<b>USAGE</b>	Recommended daily blends: 200
<b>PROGRAM CYCLES</b>	42 Preprogrammed blend cycles, including 2 for the NBS attachment. Create custom or update included blend cycles via Blendtec's Blend Wizard™ online tool.
<b>DIMENSIONS</b>	H: 17.3" (43.9 cm) D: 9.0" (22.9 cm) W: 8.6" (21.8 cm)
<b>CERTIFICATIONS</b>	Conforms to applicable UL and CSA safety standards as well as NSF sanitation standards.

## STEALTH TECHNOLOGY HELPS CREATE A CONVERSATION-FRIENDLY ATMOSPHERE

The Stealth Nitro includes a sleek sound enclosure and proprietary airflow innovations that enable operation at the sound level of a normal conversation.

## NBS RINGS

Every unit comes with four standard rings that fit 12 oz., 16 oz., 24 oz., and 32 oz. SOLO cups. Engineered to create a vacuum seal, each ring fits perfectly with its designated cup. Don't use SOLO cups for your business? No problem. The Blendtec team is standing by, ready to make custom rings that fit almost any plastic, paper or metal cup from 12-32oz.



\*\*SOLO® is a trademark of the "SOLO Cup Operating Corporation"



## BUILT TO SAVE TIME AND MONEY

All Blendtec blenders are built to meet the unique needs of the commercial customer. Each feature - from top to bottom - delivers simple operation and is designed to reduce overall cost.



## JARLESS BLENDING, THE FOREFRONT OF INNOVATION

Why waste ingredients when you can have amazingly proportioned drinks and smoothies blended right in the cup you give your customer? The Nitro Blending System minimizes waste, saves time, and increases your profit margin. Each Stealth Nitro X comes with two micronizers and two cup stands.



**Making a Frappuccino with the Frothing Attachment**



**Making a Frozen Lemonade with the Blending Attachment**

\*For international warranty and certification details please see your in-country distributor.  
WWW.BLENDTEC.COM/COMMERCIAL | 1-800-BLENDTEC  
SPS-051 A05, Spec Sheet, Stealth 895, US ENG, MAR 2021



# STEALTH™ X

CQB3 STEALTH X



**blendtec**  
COMMERCIAL

STEALTH X



- MOTOR** 1800 Watt, 120V / 240V available
- INTERFACE** Illuminated OLED display with tactile keypad
- WEIGHT** 18.1 lbs (8.21 kg)
- SOUND ENCLOSURE** Fully enclosed, easy-to-clean blending station. Advanced sound enclosure helps blender operate at the sound level of normal conversation.
- USAGE** Recommended daily blends: 200
- PROGRAM CYCLES** 42 Preprogrammed blend cycles. Create custom or update included blend cycles via Blendtec's Blend Wizard™ online tool.
- DIMENSIONS** H: 17.3" (43.9 cm)  
D: 9.0" (22.9 cm)  
W: 8.6" (21.8 cm)
- CERTIFICATIONS** Conforms to applicable UL and CSA safety standards as well as NSF sanitation standards.
- OPTIONS** In-counter version available

**ALL NEW TITAN X MOTOR**

Introducing the new Titan X motor from Blendtec - built to be quieter, run cooler, and with a longer life than any motor before it. Internal motor brushes have been replaced with electronics to increase the lifetime of the motor, give more output and torque to make drinks quicker, and use less power. The Titan X is also equipped with dynamic braking, allowing the operator to remove the jar without waiting for the blade to stop spinning. Take advantage of less downtime by cutting out the need to replace machines and make more drinks without overheating - the blender even cools itself without running!

**STEALTH TECHNOLOGY HELPS CREATE A CONVERSATION-FRIENDLY ATMOSPHERE**

The Stealth X includes a sleek sound enclosure and proprietary airflow innovations that enable operation at the sound level of a normal conversation.

**CUSTOMIZABLE CYCLES PROVIDE CONSISTENT RESULTS**

In addition to 42 preprogrammed cycles, users can create custom blends with the online Blend Wizard™, then store up to 14 on the blender for one-touch operation.



NSF APPROVED WILDSIDE+ JAR  
**14 SECONDS**  
TO AN AMAZING BLENDED DRINK



BLUNT BLADE TECHNOLOGY  
**STRONGER**  
THAN TRADITIONAL BLADES



COUNTER-TOP AND IN-COUNTER  
**OPTIONS**  
CUSTOM FOR YOUR BUSINESS



\*For international warranty and certification details please see your in-country distributor.  
WWW.BLENDTEC.COM/COMMERCIAL | 1-800-BLENDTEC  
SPS-067 A02, Spec Sheet, Stealth X, US ENG, MAR 2021

# STEALTH™

CQB1 STEALTH 885



**blendtec.**  
COMMERCIAL

STEALTH™



- MOTOR** 1800 Watt, 120V / 240V available
- INTERFACE** Illuminated OLED display with tactile keypad
- WEIGHT** 18.1 lbs (8.21 kg)
- SOUND ENCLOSURE** Fully enclosed, easy-to-clean blending station. Advanced sound enclosure helps blender operate at the sound level of normal conversation.
- USAGE** Recommended daily blends: 200
- PROGRAM CYCLES** 42 Preprogrammed blend cycles. Create custom or update included blend cycles via Blendtec's Blend Wizard™ online tool.
- DIMENSIONS** H: 17.3" (43.9 cm)  
D: 9.0" (22.9 cm)  
W: 8.6" (21.8 cm)
- CERTIFICATIONS** Conforms to applicable UL and CSA safety standards as well as NSF sanitation standards.
- OPTIONS** In-counter version available

**BUILT TO SAVE TIME AND MONEY**

All Blendtec blenders are built to meet the unique needs of the commercial customer. Each feature - from top to bottom - delivers simple operation and is designed to reduce overall cost.

**STEALTH TECHNOLOGY HELPS CREATE A CONVERSATION-FRIENDLY ATMOSPHERE**

The Stealth includes a sleek sound enclosure and proprietary airflow innovations that enable operation at the sound level of a normal conversation.

**CUSTOMIZABLE CYCLES PROVIDE CONSISTENT RESULTS**

In addition to 42 preprogrammed cycles, users can create custom blends with the online Blend Wizard™, then store up to 14 on the blender for one-touch operation.



NSF APPROVED WILDSIDE+ JAR  
**14 SECONDS**  
TO AN AMAZING BLENDED DRINK



BLUNT BLADE TECHNOLOGY  
**STRONGER**  
THAN TRADITIONAL BLADES



COUNTER-TOP AND IN-COUNTER  
**OPTIONS**  
CUSTOM FOR YOUR BUSINESS

\*For international warranty and certification details please see your in-country distributor.  
WWW.BLENDTEC.COM/COMMERCIAL | 1-800-BLENDTEC  
SPS-050 A06, Spec Sheet, Stealth 885, US ENG, MAR 2021



# CONNOISSEUR 825™

ICB5 CONNOISSEUR 825



**blendtec**  
COMMERCIAL

# CONNOISSEUR 825™



COUNTER-TOP AND IN-COUNTER  
**OPTIONS**  
CUSTOM FOR YOUR BUSINESS

## BUILT TO SAVE TIME AND MONEY

All Blendtec blenders are built to meet the unique needs of the commercial customer. Each feature - from top to bottom - delivers simple operation and is designed to reduce overall cost.

## CUSTOMIZABLE PREPROGRAMMED CYCLES FOR CONSISTENT RESULTS

42 preprogrammed cycles blend your most popular recipes with amazing consistency, and our downloadable tool allows you to create an unlimited number of customized recipes.

## SOUND ENCLOSURE REDUCES BLENDING NOISE

For shops where noise is a consideration, the sound enclosure minimizes blender noise, helping create a more conversation-friendly atmosphere.

**MOTOR** 1800 Watt, 120V / 240V available

**INTERFACE** LCD display, push-button controls

**WEIGHT** 18.4 lbs (8.34 kg)

## SOUND ENCLOSURE

Fully enclosed, easy-to-clean blending station. Advanced sound enclosure helps reduce noise for quieter blending.

**USAGE** Recommended daily blends: 150

## PROGRAM CYCLES

42 Preprogrammed blend cycles. Create custom or update included blend cycles via Blendtec's Blend Wizard™ online tool.

## DIMENSIONS

H: 18.7" (47.5 cm)  
D: 9.0" (22.9 cm)  
W: 9.0" (22.9 cm)

## CERTIFICATIONS

Conforms to applicable UL and CSA safety standards as well as NSF sanitation standards.

**OPTIONS** In-counter version available



NSF APPROVED WILDSIDE+ JAR  
**14 SECONDS**  
TO AN AMAZING BLENDED DRINK



BLUNT BLADE TECHNOLOGY  
**STRONGER**  
THAN TRADITIONAL BLADES



\*For international warranty and certification details please see your in-country distributor.  
WWW.BLENDTEC.COM/COMMERCIAL | 1-800-BLENDTEC  
SPS-040 A05, Spec Sheet, Connoisseur 825, US ENG, MAR 2021

# CONNOISSEUR 825 SS<sup>®</sup>

ICB5 CONNOISSEUR 825 SPACESAVER



**blendtec**  
COMMERCIAL

BLENDTEC.COM/COMMERCIAL



# CONNOISSEUR 825<sup>®</sup> SPACESAVER



COUNTER-TOP AND IN-COUNTER  
**OPTIONS**  
CUSTOM FOR YOUR BUSINESS

## BUILT TO SAVE TIME AND MONEY

All Blendtec blenders are built to meet the unique needs of the commercial customer. Each feature - from top to bottom - delivers simple operation and is designed to reduce overall cost.

## CUSTOMIZABLE PREPROGRAMMED CYCLES FOR CONSISTENT RESULTS

42 preprogrammed cycles blend your most popular recipes with amazing consistency, and our downloadable tool allows you to create an unlimited number of customized recipes.

## POWERFUL, ULTRA HIGH-SPEED MOTOR

The Connoisseur 825 Spacesaver boasts one of the largest, most powerful motors in the industry. This commercial-grade motor is built to last and has the power needed to handle the job.



NSF APPROVED WILDSIDE+ JAR  
**14 SECONDS**  
TO AN AMAZING BLENDED DRINK



BLUNT BLADE TECHNOLOGY  
**STRONGER**  
THAN TRADITIONAL BLADES

**MOTOR** 1800 Watt, 120V / 240V available

**INTERFACE** LCD display, push-button controls

**WEIGHT** 13.1 lbs (5.94 kg)

**PROGRAM CYCLES** 42 Preprogrammed blend cycles. Create custom or update included blend cycles via Blendtec's Blend Wizard™ online tool.

**USAGE** Recommended daily blends: 150

**DIMENSIONS**  
H: 16.25" (41.275 cm)  
D: 8.25" (20.96 cm)  
W: 6.25" (15.88 cm)

**CERTIFICATIONS** Conforms to applicable UL and CSA safety standards as well as NSF sanitation standards.

**OPTIONS** In-counter version available

\*For international warranty and certification details please see your in-country distributor.  
WWW.BLENDTEC.COM/COMMERCIAL | 1-800-BLENDTEC  
SPS-052 A05, Spec Sheet, Connoisseur 825 SpaceSaver, US ENG, MAR 2021



# CHEF 600™

ES3 CHEF 600



# CHEF 600™



<b>MOTOR</b>	1560 Watt, 120V / 240V available
<b>INTERFACE</b>	LCD display, push-button controls
<b>WEIGHT</b>	7.3lbs (3.3kg)
<b>PROGRAM CYCLES</b>	Low, Medium, High, Low Pulse, High Pulse
<b>USAGE</b>	Recommended daily blends: 60
<b>DIMENSIONS</b>	H: 15.0" (38.1 cm) D: 8.0" (20.3 cm) W: 7.0" (17.7 cm)
<b>CERTIFICATIONS</b>	Conforms to applicable UL and CSA safety standards as well as NSF sanitation standards.

## BUILT TO SAVE TIME AND MONEY

All Blendtec blenders are built to meet the unique needs of the commercial customer. Each feature - from top to bottom - delivers simple operation and is designed to reduce overall cost.

## LOW AND HIGH PULSE

For greater flexibility, the Chef 600 offers two different pulse settings. The Low Pulse runs at a lower speed, making it ideal for chopping or mixing fragile ingredients, while the powerful High Pulse is ideal for blending and pureeing.

## ONE-TOUCH KITCHEN CONTROLS

The Chef 600 gives you complete control with one-touch kitchen controls specifically designed for food prep. Each setting runs at a consistent speed without varying speeds of blend cycles and can be shut off manually or automatically after 90 seconds.



NSF APPROVED WILDSIDE+ JAR  
**4 SIDES**  
FOR A BETTER BLENDING VORTEX



BLUNT BLADE TECHNOLOGY  
**STRONGER**  
THAN TRADITIONAL BLADES



ULTRA HIGH-SPEED MOTOR  
**1560 WATTS**  
BLENDS THE TOUGHEST INGREDIENTS



\*For international warranty and certification details please see your in-country distributor.  
WWW.BLENDTEC.COM/COMMERCIAL | 1-800-BLENDTEC  
SPS-042 A05, Spec Sheet, Chef 600, US ENG, MAR 2021

# EZ 600<sup>®</sup>

ES3 EZ 600



**EZ 600**  




- MOTOR** 1560 Watt, 120V / 240V available
- INTERFACE** LCD display, push-button controls
- WEIGHT** 7.3lbs (3.3kg)
- USAGE** Recommended daily blends: 60
- PROGRAM CYCLES** Small, Medium, Large, Pulse
- DIMENSIONS**  
 H: 15.0" (38.1 cm)  
 D: 8.0" (20.3 cm)  
 W: 7.0" (17.7 cm)
- CERTIFICATIONS** Conforms to applicable UL and CSA safety standards as well as NSF sanitation standards.
- PROFILES** Smoothies, Coffee, Milkshake

**BUILT TO SAVE TIME AND MONEY**

All Blendtec blenders are built to meet the unique needs of the commercial customer. Each feature - from top to bottom - delivers simple operation and is designed to reduce overall cost.

**PROFILES OFFER CONSISTENCY FOR VARIOUS DRINKS**

The EZ 600 can be programmed specifically for smoothies, coffee beverages, or milkshakes, providing consistently smooth blends for drinks of all kinds.

**ONE-TOUCH CONTROLS PROVIDE EASY OPERATION**

Presets for Small, Medium, and Large beverages blend with a single touch and shut off automatically, making it easy for anyone to operate the EZ 600.



NSF APPROVED WILDSIDE+ JAR  
**4 SIDES**  
 FOR A BETTER BLENDING VORTEX



BLUNT BLADE TECHNOLOGY  
**STRONGER**  
 THAN TRADITIONAL BLADES



ULTRA HIGH-SPEED MOTOR  
**1560 WATTS**  
 BLENDS THE TOUGHEST INGREDIENTS

\*For international warranty and certification details please see your in-country distributor.  
 WWW.BLENDTEC.COM/COMMERCIAL | 1-800-BLENDTEC  
 SPS-038 A05, Spec Sheet, EZ 600, US ENG, MAR 2021





# BLENDTEC JARS



# ERGO JAR™

40-546





**ERGO JAR™**



**BALANCED AND ERGONOMIC**

Blendtec continually makes innovating strides to meet the needs of the industry. Designed with your employees in mind, our Ergo Jar is no exception. The morning smoothie rush will fly by with ease as the lower handle provides improved balance and operator ease of use.

**LOWERED CENTER OF GRAVITY**

The placement of the Ergo Jar handle reduces stress and strain on the operator's wrist, while the added thumb rest provides a great grip.

**CUSTOMIZE**

Custom jar graphics, label your jars, add your logo.

**SAFE AND STRONG**

Made from durable Tritan™. These jars were built to last.

**VERSATILITY**

Blend smoothies, soups, frozen drinks, etc. Keeps your menu offering fresh.



NSF APPROVED WILDSIDE+ JAR

**14 SECONDS**  
TO AN AMAZING BLENDED DRINK



BLUNT BLADE TECHNOLOGY  
**STRONGER**  
THAN TRADITIONAL BLADES



REDESIGNED HANDLE PLACEMENT  
**ERGONOMIC DESIGN**  
REDUCES STRESS AND STRAIN



**LATCHING LID**

Preferred for non-sound enclosure models



**FLAT (HARD & SOFT)**

For sound enclosure models only



\*For international warranty and certification details please see your in-country distributor.  
WWW.BLENDTEC.COM/COMMERCIAL | 1-800-BLENDTEC  
SPS-057 A04, Spec Sheet, Ergo Jar, US ENG, MAR 2021

# WILDSIDE+ JAR™

40-545



**WILDSIDE+ JAR™**



**A FIVE-SIDED REVOLUTION**

An exclusive, patented square design with a fifth side and large capacity produces thicker, faster blending and shorter customer wait times. It's extra-wide base, along with a more aggressive blade nearly 4 inches long, has helped the WildSide+ jar to raise the bar in the commercial blending category.

**CUSTOMIZE**

Custom jar graphics, label your jars, add your logo.

**SAFE AND STRONG**

Made from durable Tritan™. These jars were built to last.

**VERSATILITY**

Blend smoothies, soups, frozen drinks, etc. Keeps your menu offering fresh.



NSF APPROVED WILDSIDE+ JAR  
**14 SECONDS**  
TO AN AMAZING BLENDED DRINK



BLUNT BLADE TECHNOLOGY  
**STRONGER**  
THAN TRADITIONAL BLADES



**LATCHING LID**

Preferred for non-sound enclosure models



**FLAT (HARD & SOFT)**

For sound enclosure models only



\*For international warranty and certification details please see your in-country distributor.  
WWW.BLENDTEC.COM/COMMERCIAL | 1-800-BLENDTEC  
SPS-045 A05, Spec Sheet, Wildside+ Jar, US ENG, MAR 2021

# WILDSIDE+ COLORED JAR™

40-545



# WILDSIDE+ COLORED JAR™



## SAFER FOR YOUR CUSTOMERS EASIER FOR YOUR EMPLOYEES

Keep everyone safe by avoiding cross-contamination of allergens. For example, use the red jar and lid for soy products and the yellow jar and lid for non-dairy. These jars and lids are NSF certified.

## FASTER AND EASIER TO USE

Colored jars and lids make it easier for your employees to know which jar to use for specific blends. Prevent cross-contamination and focus on meeting individual customer needs.

## USE YOUR OWN BRANDING OR DESIGN

Make any of our clear or colored jars your own with custom logos or markings. Using Blendtec's colored jars and lids adds a splash of color to draw attention to your blend or brand.

### CUSTOMIZE

Custom jar graphics, label your jars, add your logo

### SAFE AND STRONG

Reduce risk of allergen exposure by using separate color-coded containers.

### VERSATILITY

Lids can also be color-coded and labeled (hard lids only)



REDUCE RISK  
**COLOR-CODED**  
FOR EASY REFERENCE



EXTREMELY DURABLE  
**EASTMAN TRITAN™**  
MAKES THESE JARS LAST



PROTECT YOU AND YOUR CUSTOMERS  
**BPA-FREE JARS**  
KEEPS YOUR KITCHEN ORGANIZED



### LATCHING LID

Preferred for non-sound enclosure models



### FLAT (HARD & SOFT)

For sound enclosure models only



\*For international warranty and certification details please see your in-country distributor.  
WWW.BLENDTEC.COM/COMMERCIAL | 1-800-BLENDTEC  
SPS-056 A04, Spec Sheet, Color Wildside+ Jar, US ENG, MAR 2021

# FOURSIDE JAR™

40-541



# FOURSIDE™ JAR™



## THE TRUSTED ORIGINAL

The FourSide Jar's square shape and patented single-prong wingtip blade create a better blending vortex to micronize ingredients. This smaller jar is perfect for eateries that sell lower volumes of blended product.

### CUSTOMIZE

Custom jar graphics, label your jars, add your logo.

### SAFE AND STRONG

Made from durable Tritan™. These jars were built to last.

### VERSATILITY

Blend smoothies, soups, frozen drinks, etc. Keeps your menu offering fresh.



NSF APPROVED WILDSIDE+ JAR  
**14 SECONDS**  
TO AN AMAZING BLENDED DRINK



**LATCHING LID**  
Preferred for non-sound enclosure models



**FLAT (HARD & SOFT)**  
For sound enclosure models only



BLUNT BLADE TECHNOLOGY  
**STRONGER**  
THAN TRADITIONAL BLADES



\*For international warranty and certification details please see your in-country distributor.  
WWW.BLENDTEC.COM/COMMERCIAL | 1-800-BLENDTEC  
SPS-053 A04, Spec Sheet, FOURSIDE JAR, US ENG, MAR 2021

# FOURSIDE COLORED JAR™

40-541





# FOURSIDE COLORED JAR™



## SAFER FOR YOUR CUSTOMERS EASIER FOR YOUR EMPLOYEES

Keep everyone safe by avoiding cross-contamination of allergens. For example, use the red jar and lid for soy products and the yellow jar and lid for non-dairy. These jars and lids are NSF certified.

## FASTER AND EASIER TO USE

Colored jars and lids make it easier for your employees to know which jar to use for specific blends. Prevent cross-contamination and focus on meeting individual customer needs.

## USE YOUR OWN BRANDING OR DESIGN

Make any of our clear or colored jars your own with custom logos or markings. Using Blendtec's colored jars and lids adds a splash of color to draw attention to your blend or brand.

### CUSTOMIZE

Custom jar graphics, label your jars, add your logo

### SAFE AND STRONG

Reduce risk of allergen exposure by using separate color-coded containers.

### VERSATILITY

Lids can also be color-coded and labeled (hard lids only)



REDUCE RISK  
**COLOR-CODED**  
FOR EASY REFERENCE



EXTREMELY DURABLE  
**EASTMAN TRITAN™**  
MAKES THESE JARS LAST



PROTECT YOU AND YOUR CUSTOMERS  
**BPA-FREE JARS**  
KEEPS YOUR KITCHEN ORGANIZED



**LATCHING LID**  
Preferred for non-sound enclosure models



**FLAT (HARD & SOFT)**  
For sound enclosure models only



\*For international warranty and certification details please see your in-country distributor.  
WWW.BLENDTEC.COM/COMMERCIAL | 1-800-BLENDTEC  
SPS-054 A04, Spec Sheet, Color FourSide Jar, US ENG, MAR 2021

# TWISTER JAR™

40-543



# TWISTER JAR™



## EVERY LAST MORSEL

The Twister jar effortlessly blends your thickest recipes in seconds. The unique twister lid uses special scrapers to pull dense, thick ingredients away from the wall of the jar and back into the blade. Simply add ingredients and twist the lid while blending.

## SMALLER BLENDS

Meant for smaller or tougher blends, the twister jar is ideal for bread & cookie crumbs, nut butters, hummus, dips and batters, thick milkshakes, baby food, single-serve smoothies and more.

- WEIGHT** 1.3 lbs (0.59 kg)
- VERSATILITY** Blend nut butters, hummus, sorbets, etc. Keeps your menu offering fresh.
- DIMENSIONS** H: 7.5" (22.86 cm)  
D: 5.7" (14.02 cm)
- SAFE AND STRONG** Made from durable Tritan™. These jars were built to last.



NSF APPROVED WILDSIDE+ JAR  
**14 SECONDS**  
TO AN AMAZING BLENDED DRINK



BLUNT BLADE TECHNOLOGY  
**STRONGER**  
THAN TRADITIONAL BLADES



PATENTED TWISTER LID



MINI GRIPPER LID



SPECTACULA

\*For international warranty and certification details please see your in-country distributor.  
WWW.BLENDTEC.COM/COMMERCIAL | 1-800-BLENDTEC  
SPS-045 A05, Spec Sheet, Twister Jar, US ENG, MAR 2021



# FROTHING JAR™

40-541



# FROTHING JAR™



## ROOM TO BREATHE

2 quarts of total volume provides a huge capacity for producing frothed liquids and foam. Instead of repeatedly creating single servings, you can now produce in batches and serve several customers at once.

## WAVE OF THE FUTURE

Our stainless steel blade features a “wave” blend which enhances the frothing capability - easily doubling the volume of many liquids. The blade works great for cold foam coffee, non-dairy milks, whipping cream, hot chocolate, syrup and more!

**USAGE** Quick and effective way to froth or aerate liquids

**BLADE** 2-7/8 diameter 300 series stainless steel blade with “wave” blend

**VOLUME** Total Volume = 2 Quarts  
Starting liquid volume = 32 ounces



### LATCHING LID

Preferred for non-sound enclosure models



### FLAT (HARD & SOFT)

For sound enclosure models only



### VIEW FROM THE TOP

Blendtec's innovative frothing blade



# RAPID RINSER™

JRE-513



# RAPID RINSE<sup>TM</sup>



## EASY AND VERSATILE

Use the Rapid Rinse Station to rinse any container with a diameter of 8" or less. Pitchers, blender jars, measuring devices - anything! A gentle push on the platform is all it takes to activate the spray.

## DURABLE CONSTRUCTION

The Rapid Rinse Station is made of chemical-resistant plastic. A stainless steel spray nozzle ensures long-lasting operation.

## SMART DESIGN

Compact and low-profile, the Rapid Rinse fits neatly next to your Blendtec blender or dispenser. It features a closed valve system that prevents water leakage when water pressure drops.

## IN-SINK OPTION



- EASY** Simple to disassemble and clean
- CONTROL** Easy one-push operation
- SAFE & STRONG** Stainless steel nozzle for long-lasting operation
- VERSATILITY** Effective for rinsing any container of 8" diameter or smaller
- WEIGHT** 8.5 lbs (39 kg)
- DIMENSIONS** H: 7.5" (19.1 cm)  
D: 20.5" (52.1 cm)  
W: 8.8" (22.2 cm)
- OPTIONS** Rinser Only or Ergonomic Version with Quick Disconnect
- CERTIFICATIONS** NSF, Model JRE



## EXPANDABLE COVERAGE

**30% MORE COVERAGE**  
COMPARED TO OTHER RINSERS



## EASY TO OPERATE FUNCTIONALITY

**1 PUSH OPERATION**  
SIMPLE AND QUICK TO USE



## STACKABLE DRYING RACK

**DRY AND STORE**  
KEEPS YOUR KITCHEN ORGANIZED



\*For international warranty and certification details please see your in-country distributor.  
WWW.BLENDTEC.COM/COMMERCIAL | 1-800-BLENDTEC  
SPS-058 A05, Spec Sheet, Rapid Rinser, US ENG, MAR 2021



Dispensetec  
www.dispensetec.it

1 2 3 4 5  
6 7 8 9 0

start stop

Dispensetec BDB



CAUTION: CLOSE DOOR BEFORE  
ALWAYS STORE JAR ON BLEND





Dispensetec brings all the innovations and technology developed at Blendtec, crafted to power our one-of-a-kind dispensing products. Built specifically for high-volume locations, our equipment produces and houses ice, blends with dozens of syrup and flavouring combinations (including alcohol), and dispenses the final product in seconds. With Blendtec inside technology, you enjoy all of the brains and brawn that we've developed for decades in our commercial blenders - including our patented blade, motor, and jar technologies. Let our inventions grow your business quickly and efficiently, and offer more drink combinations than ever before.

# DISPENSERS

# REALSMOOTH<sup>®</sup>

S04



**REALSMOOTH<sup>®</sup>**



**INSTANT BLENDED SMOOTHIES**

The RealSmooth delivers the best of instant frozen beverages and whole-food smoothies offering fresh, blended frozen drinks in seconds. RealSmooth is perfect for health-conscious customers.

**BETTER INGREDIENTS, BETTER TASTE, BETTER VERSATILITY**

Refrigerated ingredients not only taste better, but they can actually deliver on the claim of good nutrition. This is the machine C-stores, QSRs, cafeterias, and hospitality businesses have been waiting for to reach health oriented individuals and families.

<b>MOTOR</b>	2x - 125VDC Motors
<b>CONTROLS</b>	Single-hand functionality with easy to press levers.
<b>WEIGHT</b>	240lbs (108.9kg)
<b>DIMENSIONS</b>	H: 47.0" (119.4 cm) D: 25.0" (63.5 cm) W: 18.5" (47.0 cm)
<b>CERTIFICATIONS</b>	Conforms to applicable UL and CSA safety
<b>CAPACITY</b>	6 gallon capacity
<b>PRODUCT</b>	Powdered product, diluted liquid concentrate, refrigerated product, shelf-stable syrups and juices



ENTICE YOUR CUSTOMERS  
**REAL FRUIT**  
PROVIDES A HEALTHY ALTERNATIVE



ATTRACT NEW CUSTOMERS  
**HEALTH-CONSCIOUS**  
TARGETED MACHINE



SIMPLE ERGONOMIC DESIGN  
**EASY TO CLEAN**  
FOR YOUR EMPLOYEES



# BD8™

BD8-503



# BD8™



## JUST ADD ICE

The BD8 combines water and up to eight different products through pumps that can handle anything from thick purees to alcohol. On-board electronics allow you to easily program recipes of up to 64 different menu items. Employees simply add ice to the jar, select the desired program and the BD8 does the rest.

## A GREAT SOLUTION FOR CONSISTENCY AT HIGH-VOLUME LOCATIONS

In a busy food service environment, speed and consistency are everything. We designed the super-high-powered BDI to deliver it all at the touch of a button. So employees can focus on serving customers while the BDI does all the work, blending two or more frozen drinks per minute, when making doubles or triples.

## ADD DOZENS OF HIGH-MARGIN MENU ITEMS

Dispensing up to eight different shelf stable, bag-in-the-box products at a time, the BDI is the all-in-one way to instantly expand your drink menu offering. Achieve a consistent mix of up to 64 different flavor combinations. There's sure to be a favorite for each and every customer!

<b>BLENDER MOTOR</b>	1800 Watt, 120V / 240V available
<b>CONTROLS</b>	Easy to clean tactile buttons allow for quick use
<b>WEIGHT</b>	96.0lbs (43.54kg)
<b>SOUND ENCLOSURE</b>	Fully enclosed, easy-to-clean blending station. Advanced sound enclosure helps reduce noise for quieter blending.
<b>DRINK COMBINATIONS</b>	64 different drink combinations
<b>CERTIFICATIONS</b>	ETL
<b>DIMENSIONS</b>	H: 32.0" (81.3 cm) D: 21.0" (53.3 cm) W: 12.0" (30.5 cm)
<b>PRODUCT</b>	Shelf-stable syrups and juices



8 DISPENSING LINES  
**64 COMBINATIONS**  
EXPAND YOUR MENU OFFERING



BLUNT BLADE TECHNOLOGY  
**STRONGER**  
THAN TRADITIONAL BLADES



ULTRA HIGH-SPEED MOTOR  
**1800 WATTS**  
BLENDS THE TOUGHEST INGREDIENTS

BD8-503



# BDI™

BDI-503



BDI™



### THE SMARTEST, SIMPLEST WAY TO CREATE FROZEN DRINKS

Forget the ice scoops and measuring cups. The BDI includes everything necessary for your complete blended drink program. With the touch of a few buttons, employees will quickly and consistently blend dozens of high-margin smoothies, coffee treats, and blended alcoholic beverages.

### A GREAT SOLUTION FOR CONSISTENCY AT HIGH-VOLUME LOCATIONS

In a busy food service environment, speed and consistency are everything. We designed the super-high-powered BDI to deliver it all at the touch of a button. So employees can focus on serving customers while the BDI does all the work, blending two or more frozen drinks per minute, when making doubles or triples.

### ADD DOZENS OF HIGH-MARGIN MENU ITEMS

Dispensing up to eight different shelf stable, bag-in-the-box products at a time, the BDI is the all-in-one way to instantly expand your drink menu offering. Achieve a consistent mix of up to 64 different flavor combinations. There's sure to be a favorite for each and every customer!

**BLENDER MOTOR** 1800 Watt, 120V / 240V available

**CONTROLS** Easy to clean tactile buttons allow for quick use

**WEIGHT** 96.0lbs (43.54kg)

**SOUND ENCLOSURE** Fully enclosed, easy-to-clean blending station. Advanced sound enclosure helps reduce noise for quieter blending.

**DRINK COMBINATIONS** 64 drink combinations

**CERTIFICATIONS** ETL

**DIMENSIONS**  
H: 32.0" (81.3 cm)  
D: 21.0" (53.3 cm)  
W: 12.0" (30.5 cm)

**PRODUCT** Shelf-stable syrups and juices



8 DISPENSING LINES  
**64 COMBINATIONS**  
EXPAND YOUR MENU OFFERING



BLUNT BLADE TECHNOLOGY  
**STRONGER**  
THAN TRADITIONAL BLADES



ULTRA HIGH-SPEED MOTOR  
**1800 WATTS**  
BLENDS THE TOUGHEST INGREDIENTS

\*For international warranty and certification details please see your in-country distributor.  
WWW.BLENDTEC.COM/COMMERCIAL | 1-800-BLENDTEC  
SPS-060 A03, Spec Sheet, BDI, US ENG, MAR 2021



BDI-503

# BI<sup>TM</sup>

BI-503





BI™



**MAKING DELICIOUS DRINKS HAS NEVER BEEN EASIER**

The versatile BI combines an ice dispenser, a water dispenser, and a powerful direct-drive Blendtec motor all in one machine. Just add your own product into the jar and place inside. Then with the touch of a few buttons, amazing drinks are created time after time.

**YOU SUPPLY THE PRODUCT, THE BI DOES THE REST**

The BI will easily dispense cube and crescent ice, as well as water; just add product. The powerful 1800 watt motor eliminates the need to shave the ice before it goes into the jar. The programmed blend cycles create great drinks consistently time after time.

**ADD DOZENS OF HIGH-MARGIN MENU ITEMS**

Programmable with up to 64 different drink recipes, you can quickly add dozens of profitable blended drinks to your menu while avoiding the trial and error of making consistent drinks.

**BLENDER MOTOR** 1800 Watt, 120V / 240V available

**CONTROLS** Easy to clean tactile buttons allow for quick use

**WEIGHT** 72.0 lbs (32.66kg)

**SOUNDENCLOSURE** Fully enclosed, easy-to-clean blending station. Advanced sound enclosure helps reduce noise for quieter blending.

**DRINK COMBINATIONS** 25lb insulated ice hopper

**CERTIFICATIONS** ETL

**DIMENSIONS**  
H: 32.0" (81.3 cm)  
D: 21.0" (53.3 cm)  
W: 12.0" (30.5 cm)



MAXIMUM ICE CAPACITY  
**25 LB ICE HOPPER**  
REDUCING ICE RELOAD TIME



BLUNT BLADE TECHNOLOGY  
**STRONGER**  
THAN TRADITIONAL BLADES



ULTRA HIGH-SPEED MOTOR  
**1800 WATTS**  
BLENDS THE TOUGHEST INGREDIENTS

BI-503



# SELF-SERVE™

S02A



# SELF-SERVE™



### OFFER A FULL LINE OF SMOOTHIES

The Blendtec Self-Serve Smoothie Machine makes it possible for you to immediately tap into new revenue streams. Smoothies now have more menu appearances than shakes, and command a higher price point with better margins.

### HANDS-OFF, LABOR-FREE

Not only does the Self-Serve produce amazing blended drinks, it also cleans and sanitizes the dispensing lines to keep product flowing properly and producing consistent drinks. Plus, an optional front monitor provides ad space to announce store specials or other promotions.

### DUAL POWER

Designated power for both the ice hopper and blender motor.

- BLENDER MOTOR** 1800 Watt, Powerful 15-amp direct drive
- CAPACITY** Precise blended products with ice, water, and liquid or juice concentrate. Integrated ice machine makes up to 400 lbs in 24 hours.
- WEIGHT** 76.0 lbs (34.47 kg)
- DIMENSIONS** H: 44.0" (111.8 cm)  
D: 33.0" (83.8 cm)  
W: 22.5" (57.2 cm)
- INTERFACE** Easy-to-use flavor selector and one-touch operation
- CERTIFICATIONS** ETL
- PRODUCT** Diluted liquid concentrate, shelf-stable syrups and juices



CUSTOMIZABLE TOUCH INTERFACE  
**FULLY DIGITAL**  
ENHANCED USER EXPERIENCE



ATTRACT NEW CUSTOMERS  
**HEALTH-CONSCIOUS**  
TARGETED MACHINE



SIMPLE, ERGONOMIC DESIGN  
**EASY TO CLEAN**  
GREAT FOR CUSTOMERS AND EMPLOYEES

\*For international warranty and certification details please see your in-country distributor.  
WWW.BLENDTEC.COM/COMMERCIAL | 1-800-BLENDTEC  
SPS-061 A05, Spec Sheet, Self-Serve, US ENG, MAR 2021



S02A

D<sup>8</sup>  
D8



D<sup>TM</sup>



**MANAGE ALL YOUR FLAVORS AND PORTIONS WITH ONE MACHINE**

The D8 accurately manages all your flavor options, giving you up to 64 different combinations for your menu. Easily dispense water, flavorings, syrups - even alcohol with our robust and durable machine.

**SMALL BUT MIGHTY**

Pressed for counter space? The D8 is designed to take up as little space as possible, letting you customize its placement with ease.

**CAPACITY** 8 dispensing lines offer 64 drink combinations

**WEIGHT** 41.25 lbs (18.71kg)

**DIMENSIONS**  
 H: 22.0" (55.9 cm)  
 D: 17.75" (45.1 cm)  
 W: 9.25" (23.5 cm)

**INTERFACE** Easy-to-use tactile interface

**PRODUCT** Shelf-stable syrups and juices



8 DISPENSING LINES  
**64 COMBINATIONS**  
 EXPAND YOUR MENU OFFERING



SIMPLE, ERGONOMIC DESIGN  
**EASY TO CLEAN**  
 REMOVABLE DRIP TRAY

D8





## 2021 COMMERCIAL BLENDERS



	STEALTH NITRO / NITRO X	STEALTH / X	CONNOISSEUR 825	CONNOISSEUR 825 SPACE SAVER	CHEF 600	EZ 600
WATTAGE	1800	1800	1800	1800	1560	1560
RECOMMENDED BLENDS PER DAY	200	200	150	150	60	60
BEVERAGE BLENDING	✓	✓	✓	✓		✓
FOOD PREP	✓	✓	✓	✓	✓	
INTERFACE	EASY-CLEAN TACTILE INTERFACE	EASY-CLEAN TACTILE INTERFACE	EASY-CLEAN TACTILE INTERFACE	EASY-CLEAN TACTILE INTERFACE	EASY-CLEAN TACTILE INTERFACE	EASY-CLEAN TACTILE INTERFACE
PROGRAMMABLE	+BLEND WIZARD	+BLEND WIZARD	+BLEND WIZARD	+BLEND WIZARD		
SOUND ENCLOSURE	✓ +STEALTH TECHNOLOGY	✓ +STEALTH TECHNOLOGY				
PROGRAMS + CYCLES	42 + PULSE	42 + PULSE	42 + PULSE	42 + PULSE	LOW, MED, HIGH + LOW PULSE +HIGH PULSE	3 + HI/LO + PULSE
DIMENSIONS	H: 17.3" (43.9cm) D: 9.0" (22.9cm) W: 8.6" (21.8cm)	H: 17.3" (43.9cm) D: 9.0" (22.9cm) W: 8.6" (21.8cm)	H: 18.7" (43.9cm) D: 9.0" (22.9 cm) W: 9.0" (22.9 cm)	H: 16.25" (41.28 cm) D: 8.25" (20.96 cm) W: 6.25" (15.88 cm)	H: 15.0" (38.1 cm) D: 8.0" (20.3 cm) W: 7.0" (17.7 cm)	H: 15.0" (38.1 cm) D: 8.0" (20.3 cm) W: 7.0" (17.7 cm)
WEIGHT	15.8 LBS (7.2 kg)	18.1 LBS (8.2 kg)	18.4 LBS (8.3 kg)	13.1 LBS (5.9 kg)	7.3 LBS (3.3 kg)	7.3 LBS (3.3 kg)
WARRANTY	4 YEARS	3 YEARS	3 YEARS	3 YEARS	1 YEAR	1 YEAR



**MORE THAN  
JUST  
SMOOTHIES.**







 **blendtec.**  
COMMERCIAL

# blendtec®

Commercial Catalog 2021

[www.blendtec.com](http://www.blendtec.com)



1206 South 1680 West  
84058 Orem, Utah, USA

MKT-CD-250 A03 CATALOG, COMMERCIAL, US ENG, MAR 2020